

































## Appendix 3

### CLlr Connolly Portfolio October 2007

#### Key to symbols:

Targets:		Direction of Travel:	
Above target		Improving	
Within target		Neutral	
Below target		Declining	

Data not available	
No target	

CLlr Connolly - Culture, Arts, Libraries				
Indicator Description	Performance alert	Performance (31/10/07)	Target (31/10/07)	Has it improved since last year?
BV118a Library users - found books		81.00	65.00	
BV118b Library Users - found info		72.00	75.00	
BV118c Library Users - overall satisfaction		90.00	95.00	
BV119b.02 Resident Satisfaction; Libraries		67.00	85.00	
BV119c.02 Resident Satisfaction; Museums		56.00	58.00	
BV119d.02 Resident Satisfaction; Theatres		50.00	56.00	
BV170a Visits to / usage of museums		1050.00	859.00	
BV170b Visits to museums in person		662.00	535.00	
BV170c Pupils visiting museums and galleries		8532.00	10730.00	
CYP.4.9(ii) The percentage of primary schools using museums		91.00	90.00	
HCOP.3.3c(ii) Proportion of 60+ year olds taking up arts		18.50	14.00	
HCOP.3.3c(iii) Proportion of 60+ year olds using libraries		10.90	11.00	
HCOP.3.3c(iv) Proportion of 60+ year olds using museums		14.20	16.00	

PLSS01a % Households Living Within 1 mile of a Static Library		96.00	96.00	
PLSS02 Aggregate Scheduled Opening Hours per 1,000 pop. (All Libraries)		?	?	
PLSS03 % Static Libraries providing access to e-info. resources		100.00	100.00	
PLSS04 Number of Electronic Workstations available per 10,000 pop.		6.00	6.00	
PLSS05i % Requests for Books met within 7 Days		61.00	50.00	
PLSS05ii % Requests for Books met within 15 Days		77.00	70.00	
PLSS05iii % Requests for Books met within 30 Days		89.00	85.00	
PLSS06 Number of Library Visits per 1,000 pop.		4006.00	3702.00	
PLSS07 Satisfaction Library Users:16 yrs and over		89.80	89.80	
PLSS09 Annual Items added through purchase per 1,000 pop.		260.00	249.00	
PLSS10 Time Taken to Replenish the Lending Stock		6.00	5.80	
Schools achieving Artsmark		?	?	
+Status		88.95	100.00	
<b>Cllr Connelly - Sports, Leisure, Parks</b>				
	Performance alert	Performance (31/10/07)	Target (31/10/07)	Has it improved since last year?
BV119a.02 Resident Satisfaction; Sport		58.00	60.00	
BV119e.02 Resident Satisfaction; Parks & Open Spaces		73.00	77.00	
CYP.1.3 Proportion of 5-16 year olds engaged in 2 hours PE and school sport		80.00	85.00	
HCOP.3.3c(i) Proportion of 60+ year olds taking up sport		13.00	10.00	
LPSA2 Target 5.(ii)a % area of parks and green spaces covered by Green Flag scheme		14.13	14.00	
LPSA2 Target 5.(ii)c Use of parks open spaces and play areas		?	1886150.00	
SSC.4.2c % population volunteering in sport & physical activity		3.40	11.00	
+Status		82.21	100.00	

**Cllr Connelly**

<b>Performance against Target (%)</b>		<b>Direction of Travel against previous year (%)</b>	
Above	21.9%	Improving	21.9
Within tolerance	53.1%	Static	43.8
Below	15.6%	Declining	12.5
Data Missing <sup>2</sup>	9.4%	Data Missing	21.9

<sup>1</sup> Data missing due to departure of officer from authority.

<sup>2</sup> Data missing; not input onto Performance Management System